

THE EDUCATION UNIVERSITY OF HONG KONG

STUDENT AFFAIRS OFFICE

**Payment Methods of Hall Fee in e-Billing A/C**

**Notes: The payment methods below are NOT applicable for paying the lodging fees for Summer Residence and Early Check-in. Please follow the instructions in the hall offer emails issued by the Hall Management Section of SAO to settle the payment.**

You may view the Consolidated e-Billing Notice by clicking on the following link: <https://portal.eduhk.hk>  
Login **The Portal** → e-SIS → e-SIS → Student Services → Student Account → Account Summary





Except for T/T remittance, you may view your payment record in Student Account Summary in 2-3 working days after the payment is made. Payment record for T/T remittance will be updated in Student Account in 5-7 working days after the payment is made.

In order to ensure payment will be well-recognized, please strictly follow below payment instructions. If no payment record update can be found in Student Account in 7 working days for T/T remittance/ 3 working days for other local payment method, please send email inquiry to [fees@eduhk.hk](mailto:fees@eduhk.hk) together with your payment details, e.g. remittance advice that contains payment date, remittance reference remark for further checking.

Payment Methods

Students are **NOT** required to return the deposit slips, but please keep them as documentary proof of your payment for future reference.

Please check with your Bill Payment service provider for the daily cut-off time of transactions and ensure that you have paid the outstanding fees before the cut-off time, at least, one working day before the due date.

<p>1. PPS</p>	<p><b>By Telephone</b> Register the bill: Dial 18011 (English)/18013 (Chinese) Make payment: Dial 18031 (English)/18033 (Chinese) Enter Merchant Code [39] Enter your <b>8-digit student number</b> Enter Bill Type [02] Hostel &amp; its related fees Enter the payment amount for each Bill Type</p> <p><b>By Internet</b> Visit <a href="http://www.ppskhk.com">http://www.ppskhk.com</a> Register the bill Enter Merchant Code [39] Enter your <b>8-digit student number</b> Enter Bill Type [02] Hostel &amp; its related fees Enter the payment amount for each Bill Type</p>
<p>2. ATM</p>	<p>Please select [Bill Payment] but <b>NOT</b> [Fund Transfer] when settling your fee; otherwise, your payment would not be identified and you would be asked to provide documentary proof of payment in person.</p> <p><b>JETCO/HSBC/Hang Seng Bank ATMs</b> Select [Bill Payment] Select [Education-Universities] Select [The Education University of Hong Kong] Enter Bill [02] Hostel &amp; its related fees Enter your <b>8-digit student number</b> Enter the payment amount for each Bill Type</p>
<p>3. Internet Banking Services (deduct from saving a/c)</p>	<p>Please select [Bill Payment] but <b>NOT</b> [Fund Transfer] when settling your fee; otherwise, your payment would not be identified and you would be asked to provide documentary proof of payment in person.</p> <p><b>JETCO member banks/HSBC/Hang Seng Bank</b> Select [Bill Payment] or [Jet Payment] Select [Education Institutions] Select [The Education University of Hong Kong] Enter Bill Type [02] Hostel &amp; its related fees Enter your <b>8-digit student number</b> Enter the payment amount for each Bill Type</p> <p><b>ICBC (China) for Mainland China Student</b> Select [Cross-border Bill Payment] Select [Hong Kong] Select [The Education University of Hong Kong] Select Bill Type [02] Hostel &amp; its related fees Enter your <b>8-digit student number</b> Enter the payment amount for each Bill Type</p>
<p>4. QR Code Payment (WeChat Pay, Alipay, FPS)</p>	<p>Please login the portal and go to the account summary. Click on icon in the table of "Summary for Amount Due/(Overpayment) in HK\$:" beside each Bill Type. Amend the amount to be paid if needed. Choose your payment channel by clicking one of the following icons. Open the mobile App of the payment channel that you choose. Scan the QR code shown on the screen.</p> <p><i>(P.S.: If you would like to amend the payment amount or change the payment channel once the QR code has been generated, please note that you have to wait for 30 minutes before attempting to re-do the above steps).</i></p> <div style="display: flex; justify-content: space-around; align-items: center;">     </div>
<p>5. Bank Deposit</p>	<p>Payment by making deposit at <b>any branch of the Bank of East Asia, Limited</b>. Crossed cheque should be made payable to "The Education University of Hong Kong". Please provide Bill Type [02] Hostel &amp; its related fees in addition to your <b>8-digit student number</b> to the counter. The bank account number is "015-195-40-00511-5".</p>
<p>6. TT Remittance (for payment made outside Hong Kong only)</p>	<p>Information to be provided to bank:</p> <p><b>Beneficiary Bank:</b> The Bank of East Asia, Limited <b>Beneficiary Bank Address:</b> 10 Des Voeux Road Central, Hong Kong <b>Name of Account Holder:</b> The Education University of Hong Kong <b>Account No.:</b> 015-195-40-00511-5 <b>SWIFT Code:</b> BEASHKHH <b>Remittance Information:</b> Student name and <b>8-digit student number</b> <b>Payment amount (in HKD):</b> Institutional fees + <b>Handling charges for the Bank's Correspondents/Agents</b></p>